


# Installation Instructions

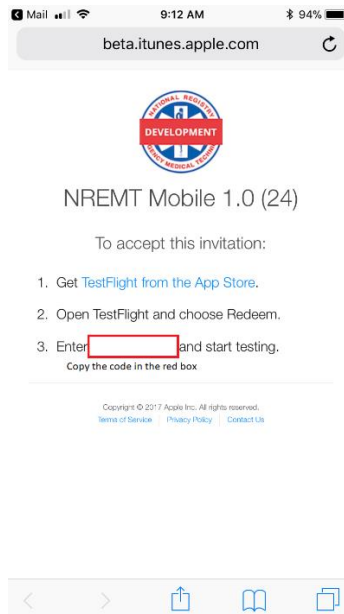
If you have access to your email on your phone, you can use the “Installing from your phone” method, otherwise use the “Installing from your computer” method found on page 3.

## Installing from your phone:

1. Open your email on your phone
2. You should receive an email from TestFlight that looks like this:



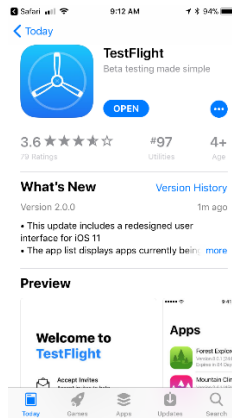
3. Click the “View in TestFlight” blue button



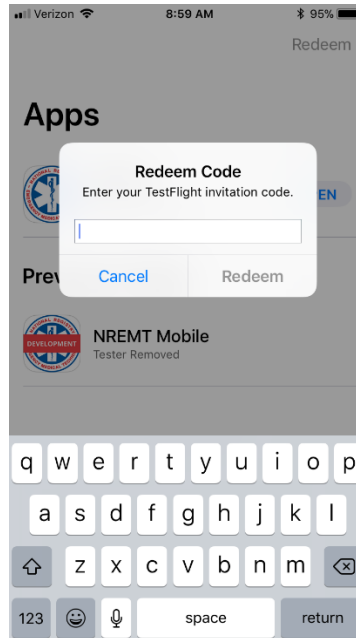
4. Copy the code that is displayed in the red box.

INSTRUCTIONS CONTINUED ON THE NEXT PAGE

5. Click “TestFlight from the AppStore”



6. Download and open TestFlight
7. Click the “Redeem” button in the right corner




8. Paste the code you copied into the textbox and click “Redeem”
9. Open and enjoy!

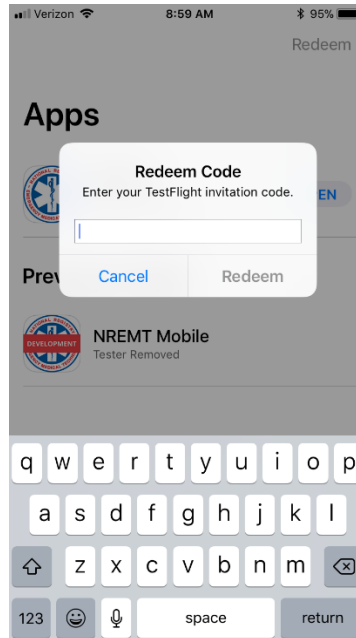
**Installing from your computer:**

On your phone:

1. Open the app store and navigate to “Search”
2. Search for “TestFlight”
3. TestFlight should come up as the first result and look like the following:




4. Once TestFlight is downloaded open it.
5. Click “Redeem” in the right corner and you should see this screen:



INSTRUCTIONS CONTINUE ON NEXT PAGE

On your computer:

6. You should receive an email from TestFlight that looks like this:



NREMT  
By National Registry of Emergency Medical Technicians for  
iOS.

Click [View in TestFlight](#)

**App Description**


This is the NREMT mobile application.

The [TestFlight](#) app must be installed on your iOS device using 8.0 or later, or Apple TV using tvOS 9.0 or later.

In order to use NREMT, you agree that crash data as well as statistics about how you use NREMT will be provided to National Registry of Emergency Medical Technicians and linked to your email address. National Registry of Emergency Medical Technicians may contact you regarding this information. You should review the Terms and Conditions of the TestFlight program, as well as the terms, policies, and practices of National Registry of Emergency Medical Technicians. Beta apps may crash or result in data loss.

TestFlight is a service provided by Apple.  
[Terms of Service](#) | [Privacy Policy](#) | [Unsubscribe](#)  
Copyright © 2017 Apple Inc. Infinite Loop  
Cupertino, CA 95014, United States.

7. Clicking the blue “View in TestFlight” should open this window:



NREMT Mobile 1.0 (24)

To accept this invitation:

1. Get [TestFlight from the App Store](#).
2. Open TestFlight and choose Redeem.
3. Enter  and start testing.

\*There should be a code provided in the red box

---

Copyright © 2017 Apple Inc. All rights reserved.  
[Terms of Service](#) | [Privacy Policy](#) | [Contact Us](#)

8. Type the code into your phone and then click “Redeem”
9. Open and enjoy!